

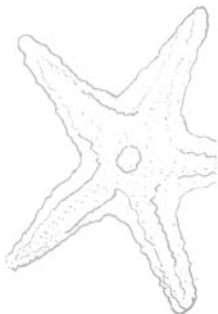
Original Collection

The Appliqués

Also referred to as "cutouts", most of our 2", 4", and 6" decorative tile can be turned into an appliqué. We just cut away the background when the clay is wet to leave a free-standing leaf or animal, hence the term "cut out". The size of the tiles becomes a reference point only since you can use all the sizes together.

Get a great look with minimal investment. They can be applied to wood, painted walls, plastic or almost any smooth surface. Cutting them into stone, tile, or even wood creates another handsome effect. Set them in stucco or cement backgrounds, and press them into gunite. The appliqués are easily applied to any other tile or stone. Why tear out perfectly good walls when adding these leaves or critters can give you a whole new look? The possibilities are endless, the effect stupendous.


The Survings used only appliqués in their home in Mexico because there was so much less to ship. The look is equal to their NY home where many square feet are covered with Surviving Studios Tiles. Natalie says, "Creative use of the appliqués extends your palette to include all of the other wonderful tile and stone products on the market. Our sculpted tiles are unique. Combining them creatively with other products expands your possibilities enormously".



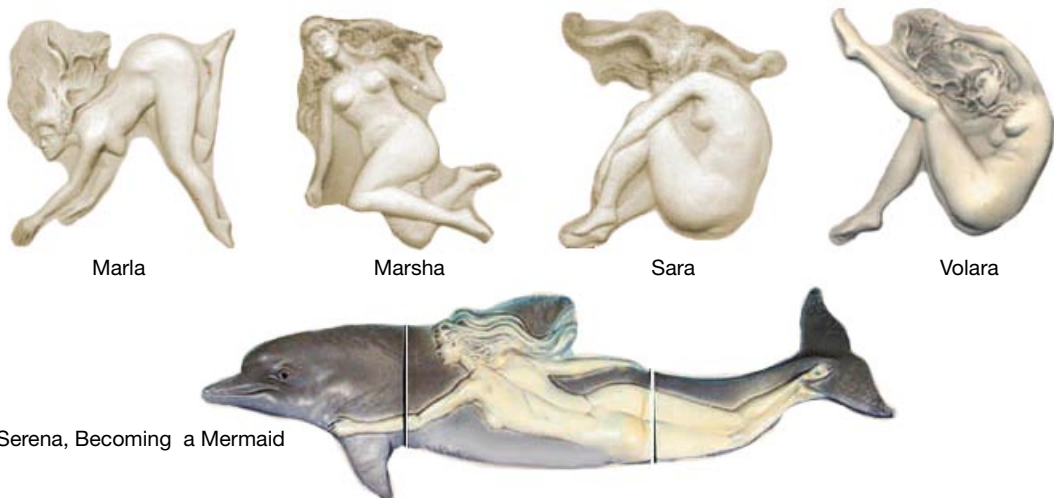
2" Appliqués



4" Appliqués



6" Appliqués



SURVING STUDIOS



Iguana



Beetle on Leaf



Butterfly on Leaf



Heart Shaped Leaf



Leaf Set



Orchid



Pointed Leaf




Tiger Moth on Leaf



Tree Frog in Hole



Tokay Gecko



Alligator



Pond Turtle



Moray Eel



Diving Frog



Starfish



Sea Horse



Lion Fish



Octopus



Frog on Lily Pad



Dragonfly on Lily Pad



Lily Pad



Water Lily



Kissing Gourami