



## *Watercolor Series*

### **The Sets**

**Available sets** (Sizes reflect a nominal grout line)

Alligator (See Water World)	4 parts	6" x 24"
Boa Constrictor (See Rainforest )	12 parts	12" x 36" (can vary)
Chameleon Triptych	3 parts	4" x 12"
Treefrog Triptych	3 parts	4" x 12"
Serena (See Nudes)	3 parts	6" x 18"
Iguana (See Rainforest )	6 parts	30" x 12"
Large Leaf Cascade (See Rainforest)	4 parts	12" x 12"
	6 parts	18" x 12"
	8 or more parts	
		add 2 middle pieces to extend
Small Leaf Cascade (See Fountains)	3 parts	18" x 6"
	4 parts or more	24" x 6"
Turtle Hex	7 parts	16½" x 14" at points
		13 if adding triangles and dragonflies

(Most of the above sets work well as Appliqués)

Spider web	4 parts	8"x8"
Spider web	16 parts	16"x16"

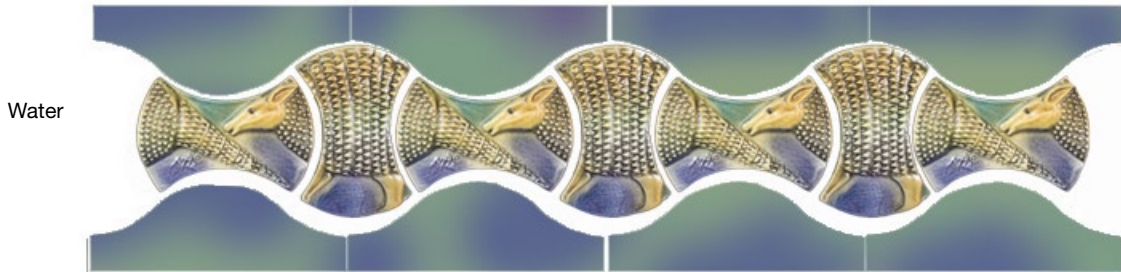

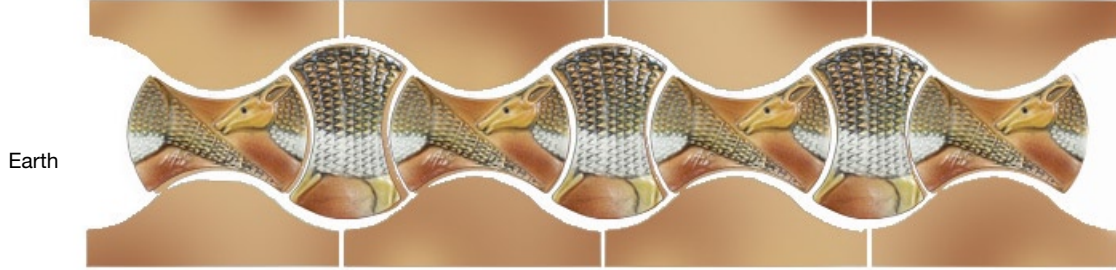
### **Two Piece Sets**

Tang Fish	2 piece set	3" x 4 1/2" each pc. of 2 part set
Armadillo	2 piece set	3" x 4 1/2" each pc. of 2 part set 6 3/4 inches square w/ 2 Borders

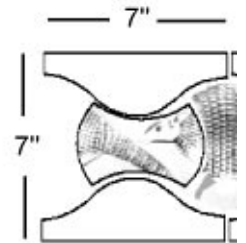
These sets can be joined to form an border. Curved borders can be used top, bottom or both for a flat border on the curved Tang or Armadillo Sets. Please view our photos to gain a complete perspective of these sets.

# SURVING STUDIOS


SetArm Armadillo Set shown with curved borders



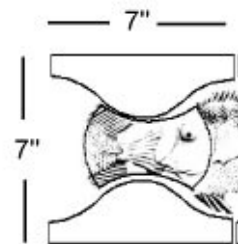
with narrow grout line



SetTang Tang Fish Set shown with curved borders



with narrow grout line



SetTuHex Turtle Hex Set shown with Dragonflies & cut field tile



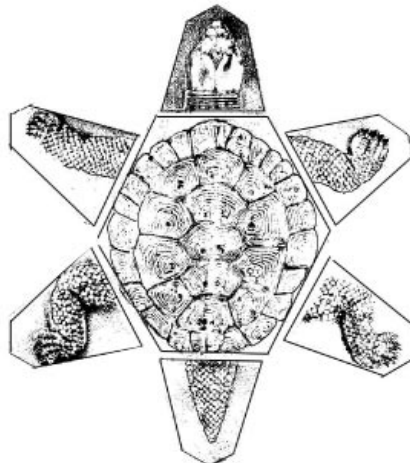
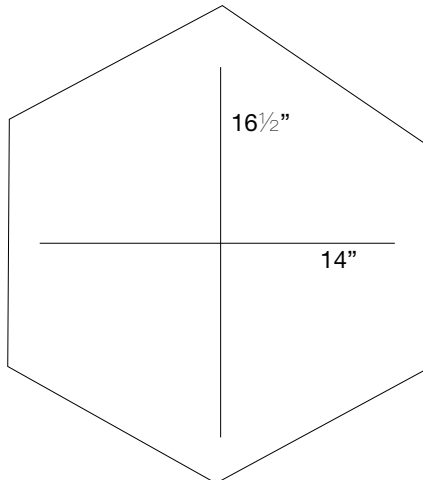
Earth



Light




Water



# SURVING STUDIOS

## Spider Set



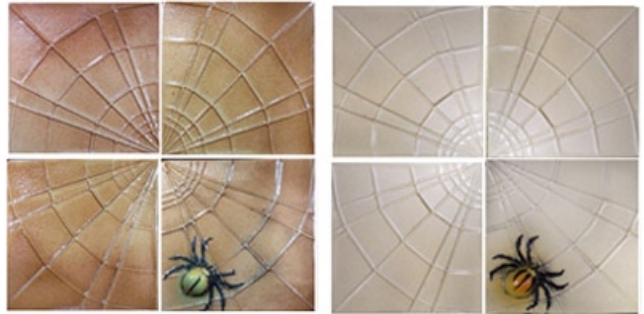
4Set16Sp Earth



4Set16Sp Light



4Set16Sp Water



4Set4Sp Earth

4Set4Sp Light



4Set4Sp Water



SetChTry

Chamelon Tryptich



SetTrFrTry

Tree Frog Tryptich